



A Furukawa Company

Hardware Ordering Guide for PowerGuide® ADSS Cable


Contents	Page
FIBERLIGN ¹ Aerial Drop Cable Hardware for Fiber-To-The-Premise (FTTP)	2
FIBERLIGN Lite Tension Dead-End	3
FIBERLIGN Dielectric Dead-End (Limited Tension)	4
FIBERLIGN Dielectric Dead-End (Medium Tension)	5
FIBERLIGN Dielectric Dead-End (High Tension)	6
FIBERLIGN Lite Support	7
FIBERLIGN Dielectric Support	8
FIBERLIGN Aluminum Support	9
FIBERLIGN Aluminum Suspension	10

¹ FIBERLIGN is a registered trademark of Preformed Line Products, Cleveland, OH.

Contents	Page
FIBERLIGN Dielectric Suspension	11
FIBERLIGN Downlead Cushion	12
FIBERLIGN Dielectric Damper	13
FIBERLIGN Cable Abrasion Protector	14
FIBERLIGN ADSS-CORONA ² Coil	15-16
FIBERLIGN Limited Tension Banding Bracket	17
FIBERLIGN 12K lb (50 kN) Banding Bracket	18
FIBERLIGN CLAS Storage System	19

² ADSS-CORONA is a trademark of Preformed Line Products, Cleveland, OH.

FIBERLIGN Aerial Drop Cable Hardware for Fiber-To-The-Premise (FTTP)



Features

- Single layer formed-wire dead-end grip (no reinforcing rods)
- Corrosion resistant, aluminum alloy dead-end with neoprene coating
- Thimble (not included) should be used for attachment to J-hooks or other small diameter attachment hardware

Application Information

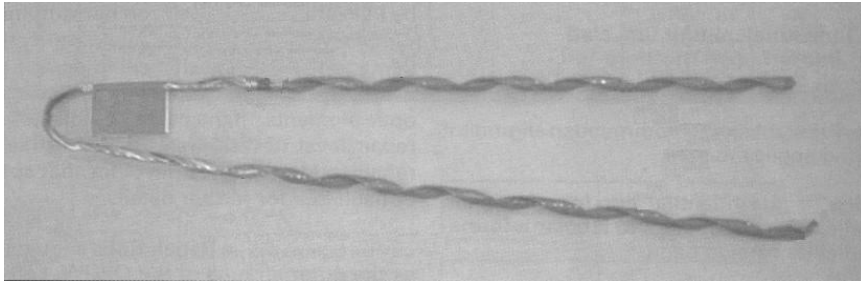
- Maximum cable tension = 500 lbs (227 kg) under storm-load conditions

For use with *PowerGuide* TTH cable

Ordering Information – Aerial Drop Cable Hardware for Fiber-To-The-Premise (FTTP) With Thimble Eye

Cable OD in. (mm)	PLP #	OFS PIN#
0.35 – 0.36 (8.9 – 9.1)	288811274T	6174

FIBERLIGN Lite Tension Dead-End



Features

- Single layer dead-end grip (no reinforcing rods)
- Latex coated, aluminum and aluminum-clad steel wires
- Extended loop eliminates the need for an extension link
- Color marked for easy installation

Application Information

- Maximum cable tension = 800 lbs (365 kg) under storm-load conditions
- For use at cable start and end locations
- Also used where line angle changes exceed 20° (direction and/or elevation)
- Not recommended for critical crossings (highways, rivers, etc.)
- Not recommended for use with *PowerGuide* TR (track resistant) cable

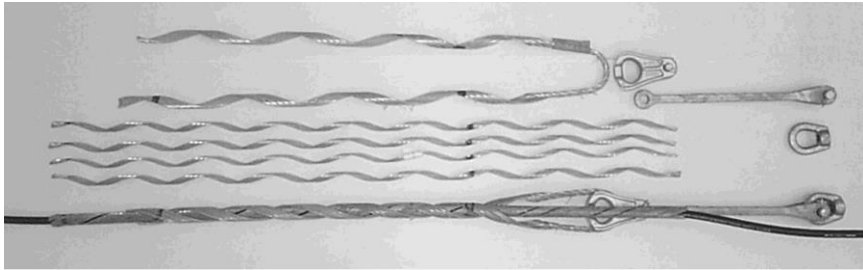
Ordering Information - Lite Tension Dead-End Without Thimble Eye

Cable OD in. (mm)	PLP #	OFS PIN#
0.375-0.414 (9.53-10.5)	2875001	6147
0.415-0.459 (10.6-11.6)	2875002	6148
0.460-0.505 (11.7-12.8)	2875003	6046
0.506-0.557 (12.9-14.1)	2875004	6149
0.558-0.615 (14.2-15.6)	2875005	6150
0.616-0.680 (15.7-17.3)	2875006	6151
0.681-0.750 (17.4-19.1)	2875007	6152
0.751-0.820 (19.2-20.8)	2875008	6153
0.821-0.900 (20.9-22.9)	2875009	6154
0.901-0.980 (23.0-24.9)	2875010	6155
0.981-1.075 (25.0-27.3)	2875011	6156

Ordering Information - Lite Tension Dead-End With Thimble Eye

Cable OD in. (mm)	PLP #	OFS PIN#
0.342-0.374 (8.7-9.5)	2875015TE	70085
0.375-0.414 (9.53-10.5)	2875001TE	6157
0.415-0.459 (10.6-11.6)	2875002TE	6158
0.460-0.505 (11.7-12.8)	2875003TE	6058
0.506-0.557 (12.9-14.1)	2875004TE	6070
0.558-0.615 (14.2-15.6)	2875005TE	6098
0.616-0.680 (15.7-17.3)	2875006TE	6159
0.681-0.750 (17.4-19.1)	2875007TE	6160
0.751-0.820 (19.2-20.8)	2875008TE	6161
0.821-0.900 (20.9-22.9)	2875009TE	6162
0.901-0.980 (23.0-24.9)	2875010TE	6163
0.981-1.075 (25.0-27.3)	2875011TE	6164

FIBERLIGN Dielectric Dead-End (Limited Tension)



Features

- Color marked for easy installation
- Heliformed galvanized steel wire dead-end
- Heliformed galvanized steel wire reinforcing rods
- Includes galvanized thimble clevis, 14" (35.6 cm) galvanized extension link, and 5/8" (16 mm) galvanized eye nut

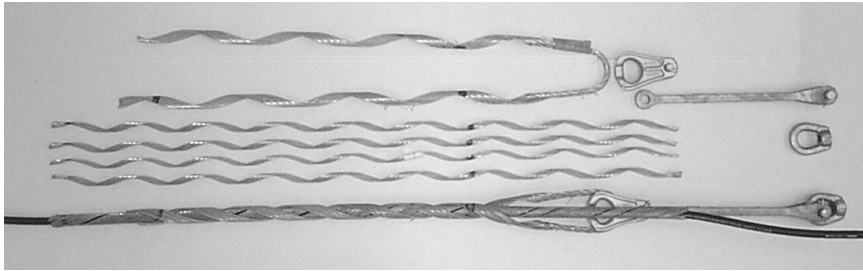
Application Information

- Maximum short term cable tension = 2500 lb (1140 kg) under storm load conditions
- For use at cable start and end locations
- Also used where line angle changes exceed 20° (or 30° depending on hardware)
- Not recommended for use with *PowerGuide* TR cable

Ordering Information - FIBERLIGN Dielectric Dead-End (Limited Tension)

Cable OD in. (mm)	PLP #	OFS PIN#
0.452-0.481 (11.4-12.2)	2872003C1E1	6109
0.482-0.510 (12.3-12.9)	2872004C1E1	5835
0.511-0.542 (13.0-13.7)	2872005C1E1	5509
0.543-0.577 (13.8-14.6)	2872006C1E1	5510
0.578-0.613 (14.7-15.5)	2872007C1E1	5511
0.614-0.651 (15.6-16.5)	2872008C1E1	5512
0.652-0.692 (16.6-17.5)	2872009C1E1	5514
0.693-0.737 (17.6-18.7)	2872010C1E1	5516
0.738-0.784 (18.8-19.9)	2872011C1E1	5517
0.785-0.834 (20.0-21.1)	2872012C1E1	5518
0.835-0.889 (21.2-22.5)	2872013C1E1	5519
0.890-0.945 (22.6-24.0)	2872014C1E1	5520
0.946-1.007 (24.1-25.6)	2872015C1E1	5685
1.008-1.022 (25.7-26.0)	2872016C1E1	5836

FIBERLIGN Dielectric Dead-End (Medium Tension)



Features

- Color marked for easy installation
- Heliformed galvanized steel wire dead-end
- Heliformed galvanized steel wire reinforcing rod set
- Includes galvanized thimble clevis, 14" (35.6 cm) galvanized extension link, and 5/8" (16 mm) galvanized eye nut

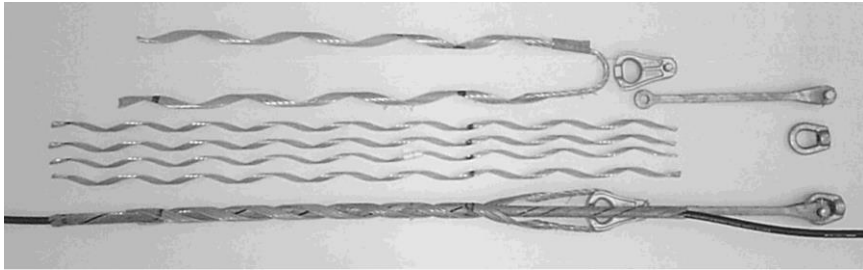
Application Information

- Maximum short term cable tension = 4000 lb (1814 kg) under storm load conditions
- For use at cable start and end locations
- Also used where line angle changes exceed 20° (or 30° depending on hardware)

Ordering Information - FIBERLIGN Dielectric Dead-End (Medium Tension)

Cable OD in. (mm)	PLP #	OFS PIN#
0.452-0.481 (11.5-12.2)	2872099C1E1	70060
0.482-0.510 (12.3-12.9)	2872100C1E1	5081
0.511-0.542 (13.0-13.7)	2872101C1E1	5082
0.543-0.577 (13.8-14.6)	2872102C1E1	5083
0.578-0.613 (14.7-15.5)	2872103C1E1	52840
0.614-0.651 (15.6-16.5)	2872104C1E1	5285
0.652-0.692 (16.6-17.5)	2872105C1E1	5286
0.693-0.737 (17.6-18.7)	2872106C1E1	50870
0.738-0.784 (18.8-19.9)	2872107C1E1	50880
0.785-0.834 (20.0-21.1)	2872108C1E1	5106
0.835-0.889 (21.2-22.5)	2872109C1E1	5107
0.890-0.945 (22.6-24.0)	2872110C1E1	5108
0.946-1.007 (24.1-25.6)	2872111C1E1	5109
1.008-1.0073 (25.7-27.3)	2872112C1E1	6165
1.074-1.140 (27.4-29.0)	2872113C1E1	6073
1.141-1.212 (29.1-30.8)	2872114C1E1	6166
1.213-1.288 (30.9-32.7)	2872115C1E1	6167

FIBERLIGN Dielectric Dead-End (High Tension)



Features

- Color marked for easy installation
- Heliformed galvanized steel wire dead-end
- Heliformed galvanized steel wire reinforcing rod set
- Includes galvanized thimble clevis, 14" (35.6 cm) galvanized extension link, and 5/8" (16 mm) galvanized eye nut


Application Information

- Maximum short term cable tension = 7500 lb (3402 kg) under storm load conditions
- For use at cable start and end locations
- Also used where line angle changes exceed 20° (or 30° depending on hardware)

Ordering Information - FIBERLIGN Dielectric Dead-End (High Tension)

Cable OD in. (mm)	PLP #	OFS PIN#
0.482-0.510 (12.3-12.9)	2872200C1E1	6114
0.511-0.542 (13.0-13.7)	2872201C1E1	6097
0.543-0.577 (13.8-14.6)	2872202C1E1	6113
0.578-0.613 (14.7-15.5)	2872203C1E1	6081
0.614-0.651 (15.6-16.5)	2872204C1E1	6082
0.652-0.692 (16.6-17.5)	2872205C1E1	6115
0.693-0.737 (17.6-18.7)	2872206C1E1	6116
0.738-0.784 (18.8-19.9)	2872207C1E1	6117
0.785-0.834 (20.0-21.1)	2872208C1E1	6118
0.835-0.889 (21.2-22.5)	2872209C1E1	6119
0.890-0.945 (22.6-24.0)	2872210C1E1	6120
0.946-1.007 (24.1-25.6)	2872211C1E1	6121
1.008-1.0073 (25.7-27.3)	2872212C1E1	6122
1.074-1.140 (27.4-29.0)	2872213C1E1	6123
1.141-1.212 (29.1-30.8)	2872214C1E1	6124
1.213-1.288 (30.9-32.7)	2872215C1E1	6125

FIBERLIGN Lite Support



Features

- Dielectric housing made of abrasion resistant, high strength composite material
- Removable rubber insert
- Can support two cables when mounted with through bolt hardware
- Can be band mounted to steel or concrete poles using 3/4" high-strength banding (not included)

Application Information

- Maximum span length = 300 ft (91 meters)
- Maximum vertical load = 1000 lb (454 kg)
- Maximum line angle change = 20° (direction and/or elevation)
- For use with standard 5/8" (16mm) through-bolt pole hardware or banding hardware
- Not recommended for use as a stringing block
- Not recommended for use with *PowerGuide* TR cable

Ordering Information – FIBERLIGN Lite Support

Cable OD in. (mm)	PLP #	OFS PIN#
0.305-0.375 (8.4-9.5)	4800109	70086
0.400-0.429 (10.2-10.9)	4800110	6130
0.430-0.459 (10.9-11.6)	4800111	6131
0.460-0.489 (11.7-12.4)	4800112	6047
0.490-0.519 (12.5-13.1)	4800113	6062
0.520-0.549 (13.2-13.9)	4800114	6069
0.550-0.579 (14.0-14.7)	4800115	6086
0.580-0.609 (14.8-15.4)	4800116	6126
0.610-0.639 (15.5-16.2)	4800117	6127
0.640-0.669 (16.3-16.9)	4800118	6128
0.670-0.699 (17.0-17.8)	4800119	6129

FIBERLIGN Dielectric Support



Features

- Dielectric housing made of abrasion resistant, high strength composite material
- Removable rubber insert

Application Information

- Maximum span length = 600 ft (185 meters)
- Nominal slip strength = 300 lbs (140 kg)
- Maximum line angle change = 20° (direction and/or elevation)
- For use with standard through-bolt pole hardware
- Not recommended for use as a stringing block
- Not recommended for use with *PowerGuide* TR cable

Ordering Information - FIBERLIGN Dielectric Support

Cable OD in. (mm)	PLP #	OFS PIN#
0.326-0.375 (8.4-9.5)	44000691	70023
0.426-0.475 (10.9-12.1)	44009949	6099
0.476-0.525 (12.2-13.3)	44009952	5620
0.526-0.575 (13.4-14.6)	44009823	5563
0.576-0.625 (14.7-15.9)	44009798	5621
0.626-0.675 (16.0-17.1)	44009776	5654
0.676-0.750 (17.2-19.1)	44009799	5652
0.751-0.825 (19.2-21.0)	44009878	5653
0.826-0.900 (21.1-22.9)	44009963	5640
0.901-0.950 (23.0-24.1)	44002213	5657
0.951-1.05 (24.2-26.6)	44003915	5776

FIBERLIGN Aluminum Support



Features

- Aluminum alloy construction with removable rubber insert
- Unique interlocking & removable keeper and base hinge design
- Can be stacked to attach multiple cables in limited space
- Pole attachment via standard 5/8" through bolt

Application Information

- Maximum span length = 600 ft (185 meters)
- Nominal slip strength = 300 lbs (140 kg)
- Maximum line angle change = 20° (direction and/or elevation)
- Attached with standard through-bolt pole hardware
- Not recommended for use as a stringing block
- Not recommended for use with *PowerGuide* TR cable

Ordering Information - FIBERLIGN Aluminum Support

Cable OD in. (mm)	PLP #	OFS PIN#
.326-.375 (8.3-9.4)	4450097	70108
.425-.475 (10.8-12.08)	4450099	70047
.476-.525 (12.09-13.33)	4450100	6186
.526-.575 (13.34-14.6)	4450101	6187
.576-.625 (14.61-15.87)	4450102	6188
.626-.675 (15.88-17.14)	4450103	6189
.676-.750 (17.15-19.05)	4450104	6190
.751-.825 (19.06-20.95)	4450105	6191
.826-.900 (20.96-22.86)	4450106	6192
.901-.975 (22.87-24.76)	4450107	6193
.976-1.050 (24.77-26.67)	4450108	6194
1.051-1.125 (26.68-28.57)	4450109	6195
1.126-1.20 (28.58-30.48)	4450110	6196
1.201-1.275 (30.49-32.38)	4450111	6197
1.276-1.35 (32.39-34.29)	4450112	6198
1.351-1.425 (34.3-36.19)	4450113	6199

FIBERLIGN Aluminum Suspension



FIBERLIGN Aluminum Suspension with Structural Reinforcing Rods



Features

- Aluminum alloy construction with removable rubber insert
- Unique interlocking hinge design
- Pole attachment via standard 5/8" through bolt and eye nut

Application Information

- Maximum span length = 600 ft (185 m) or 1200 ft (366 m) when used with optional structural reinforcing rods (SRRs)
- Maximum line angle change (direction and/or elevation) = 20° or 30° when used with SRRs
- Not recommended for use as a stringing block
- SSRs required when used with *PowerGuide* TR cable


Ordering Information - FIBERLIGN Aluminum Suspension

Cable OD in. (mm)	PLP #	OFS PIN#
.425-.475 (10.8-12.08)	4450199	6230
.476-.525 (12.09-13.33)	4450200	6200
.526-.575 (13.34-14.6)	4450201	6201
.576-.625 (14.61-15.87)	4450202	6202
.626-.675 (15.88-17.14)	4450203	6203
.676-.750 (17.15-19.05)	4450204	6204
.751-.825 (19.06-20.95)	4450205	6205
.826-.900 (20.96-22.86)	4450206	6206
.901-.975 (22.87-24.76)	4450207	6207
.976-1.050 (24.77-26.67)	4450208	6208
1.051-1.125 (26.68-28.57)	4450209	6209
1.126-1.20 (28.58-30.48)	4450210	6210

Ordering Information - FIBERLIGN Aluminum Suspension with SRRs

Cable OD in. (mm)	PLP #	OFS PIN#
.425-.475 (10.8-12.08)	4470199	70048
.476-.500 (12.09-12.7)	4470200	6211
.501-.550 (12.8-13.9)	4470201	6212
.551-.625 (14-15.9)	4470202	6213
.626-.700 (16-17.8)	4470203	6214
.701-.737 (17.9-18.7)	4470204	6215
.738-.812 (18.8-20.6)	4470205	6216
.813-.887 (20.7-22.5)	4470206	6217
.888-.962 (22.6-24.4)	4470207	6218
.963-1.037 (24.5-26.4)	4470208	6219
1.038-1.112 (26.5-28.2)	4470209	6220
1.113-1.187 (28.3-30.1)	4470210	6221

FIBERLIGN Suspension



Features

- High strength aluminum alloy suspension rods
- High strength aluminum housing and housing strap
- Includes galvanized Y-clevis and a 5/8" (16 mm) galvanized eye nut
- Rubber insert is compounded for resistance to ozone, weathering, and extreme temperature variations.


Application Information

- Maximum span length = 2000 ft (610 meters)
- Maximum line angle due to changes in direction and/or elevation = 30°
- Recommended for span lengths greater than 600 ft (185 meters)

Ordering Information - FIBERLIGN Suspension

Cable OD in. (mm)	PLP #	OFS PIN#
0.512-0.536 (13.0-13.6)	43009922YC	5686
0.537-0.559 (13.7-14.1)	43002246YC	5687
0.560-0.565 (14.2-14.3)	43004100YC	5688
0.566-0.573 (14.4-14.5)	43003235YC	5689
0.574-0.598 (14.6-15.1)	43009945YC	5690
0.599-0.625 (15.2-15.8)	43009965YC	5691
0.626-0.632 (15.9-16.0)	43003239YC	5692
0.633-0.666 (16.1-16.9)	43009760YC	5693
0.667-0.682 (17.0-17.3)	43004965YC	5694
0.683-0.710 (17.4-18.0)	43009947YC	5695
0.711-0.728 (18.1-18.4)	43004991YC	5696
0.729-0.744 (18.5-18.8)	43009868YC	5697
0.745-0.750 (18.9-18.9)	43006274YC	5698
0.751-0.786 (19.0-19.9)	43009842YC	5699
0.787-0.814 (20.0-20.6)	43003240YC	5700
0.815-0.845 (20.7-21.4)	43003058YC	5701
0.846-0.855 (21.5-21.6)	43003028YC	5702
0.856-0.894 (21.7-22.6)	43003230YC	5703
0.895-0.907 (22.7-22.9)	43003079YC	5777
0.908-0.916 (23.0-23.2)	43003241YC	5778
0.917-0.929 (23.3-23.5)	43003242YC	5779
0.930-0.942 (23.6-23.9)	43003243YC	5780
0.943-0.977 (24.0-24.7)	43003244YC	5781

FIBERLIGN Downlead Cushion



Features

- Made with weather resistant urethane material
- Consists of base member and top member

Application Information

- 5/8" (16 mm) mounting hole

Ordering Information - FIBERLIGN Downlead Cushion

Cable OD in. (mm)	PLP #	OFS PIN#
0.375-0.468 (9.5-11.8)	8003041	6103
0.469-0.562 (11.9-14.2)	8003042	5837
0.563-0.656 (14.3-16.6)	8003043	5565
0.657-0.750 (16.7-19.0)	8003044	5566
0.751-0.849 (19.1-21.5)	8003052	5649
0.850-0.950 (21.6-24.1)	8003256	5641
0.951-1.050 (24.2-26.6)	8003257	5782


Ordering Information - FIBERLIGN Downlead Cushion with Mounting Hardware for Wood Poles

Cable OD in. (mm)	PLP #	OFS PIN#
0.375-0.468 (10.0-11.8)	8003041-H1	6222
0.469-0.562 (11.9-14.2)	8003042-H1	5838
0.563-0.656 (14.3-16.6)	8003043-H1	5839
0.657-0.750 (16.7-19.0)	8003044-H1	5840
0.751-0.849 (19.1-21.5)	8003052-H1	5841
0.850-0.950 (21.6-24.1)	8003256-H1	5842
0.951-1.050 (24.2-26.6)	8003257-H1	5843

Ordering Information - FIBERLIGN Downlead Cushion for Steel Lattice Tower Attachments

Cable OD in. (mm)	PLP #	OFS PIN#
0.375-0.468 (10.0-11.8)	8003041-LTC1	6223
0.469-0.56 (11.9-14.2)	8003042-LTC1	5894
0.563-0.656 (14.3-16.6)	8003043-LTC1	5896
0.657-0.750 (16.7-19.0)	8003044-LTC1	5898
0.751-0.849 (19.1-21.5)	8003052-LTC1	5901
0.850-0.950 (21.6-24.1)	8003256-LTC1	5925
0.951-1.050 (24.2-26.6)	8003257-LTC1	5926

FIBERLIGN Dielectric Damper



Features

- Most effective method to suppress aeolean vibration

Application Information

- OFS recommends the use of spiral vibration dampers to minimize aeolian vibration on *PowerGuide* ADSS Cables. Aeolian vibration is a high frequency, low amplitude vibration that can fatigue support hardware and in the most extreme cases may cause cable damage or failure. The required number of spiral vibration dampers is based on the span length and assumes normal operating and installation conditions.
 - Span lengths 0 - 800 feet: 2 spiral vibration dampers per span
 - Span lengths 801 - 1600 feet: 4 spiral vibration dampers per span
 - Span lengths 1601 - 2400 feet: 6 spiral vibration dampers per span
 - Note: add 50% additional vibration dampers for river crossings, canyon/ravine crossings, abnormal applications, or locations with a history of vibration.
- For installations < 69kv the gripping section should be at least 6 inches from any component of the cable's suspension or dead end device.
- For installations \geq 69kv consult OFS applications note AN-812 for spacing recommendations.
- Consult OFS Applications Note AN-812 for further information concerning spiral vibration damper recommendations.

Ordering Information - FIBERLIGN Dielectric Damper

Cable OD in. (mm)	PLP #	OFS PIN#
0.462 - 0.563 (11.7-14.2)	50502274	5733
0.564 - 0.770 (14.3-19.5)	50509862	5734
0.771-0.876 (19.6-22.2)	50503057	5783
0.877 - 1.00 (22.3-25.3)	50503576	5784
1.01 - 1.20 (25.4-30.5)	50503909	5785

FIBERLIGN Cable Abrasion Protector



Features

- The abrasion protector is made from black, low-density polyethylene 6 feet in length.
- The abrasion protector tube is slit from end to end to allow installation on installed cables.


Application Information

- The cable abrasion protector is designed to protect ADSS jacket from abrasion

Ordering Information – FIBERLIGN Cable Abrasion Protector

Cable OD in. (mm)	PLP #	OFS PIN#
0.238 - 0.500 (6.04-12.7)	PTG-0201	5735
0.501 - 1.000 (12.8-25.4)	PTG-0203	5736
1.001 - 1.500 (25.6-38.1)	PTG-0205	5737

ADSS-CORONA Coil



Application Information

- ADSS-CORONA coils are designed to suppress electrical arcing at the ends of metal rods which may damage the jacket of *PowerGuide* cables.
- ADSS-CORONA coils should be used when *PowerGuide* cable is installed in high-voltage applications where the space potential exceeds 12 kV.
- ADSS-CORONA coils are installed over the ends of the metal rods of FIBERLIGN Dielectric Dead-ends, FIBERLIGN Aluminum Suspensions w/structural reinforcing rods, and FIBERLIGN Suspensions.
- The ADSS-CORONA coils are designed for use with PLP hardware and should not be used with other dead-end or suspension hardware.
- Consult OFS Applications Note AN-811 for additional application recommendations

Ordering Information – ADSS-CORONA Coil for use with Medium Tension FIBERLIGN Dielectric Dead-End

Cable OD in. (mm)	PLP #	OFS PIN#
0.48 – 0.57 (12.3 – 14.6)	50603745	6056
0.58 – 0.69 (14.7 – 17.5)	50603746	6063
0.69 – 0.89 (17.6 – 22.5)	50603751	6064
0.89 – 1.07 (22.6 – 27.3)	50603757	6087
1.08 – 1.29 (27.4 – 32.7)	50603758	6088

Ordering Information – ADSS-CORONA Coil for use with High Tension FIBERLIGN Dielectric Dead-End

Cable OD in. (mm)	PLP #	OFS PIN#
(12.3 – 15.5)	50603745	6056
(15.6 – 18.7)	50603746	6063
(18.8 – 22.5)	50603751	6064
(22.6 – 27.3)	50603757	6087
(27.4 – 32.7)	50603758	6088

ADSS-CORONA Coil (continued)

Ordering Information – ADSS-CORONA Coil for use with FIBERLIGN

Aluminum Suspension w/Structural Reinforcing Rods


Cable OD in. (mm)	PLP #	OFS PIN#
0.48 – 0.55 (12.1 – 13.9)	50603760	6057
0.55 – 0.63 (14.0 – 15.9)	50603745	6056
0.63 – 0.74 (16.0 – 18.7)	50603746	6063
0.74 – 0.89 (18.8 – 22.5)	50603751	6064
0.89 – 1.04 (22.6 – 26.4)	50603757	6087
1.04 – 1.19 (26.5 – 30.1)	50603758	6088

Ordering Information – ADSS-CORONA Coil for use with FIBERLIGN

Suspension

Cable OD in. (mm)	PLP #	OFS PIN#
0.51 – 0.59 (13.0 – 15.1)	50603746	6063
0.59 – 0.71 (15.0 – 18.0)	50603751	6064
0.71 – 0.81 (18.0 – 20.6)	50603757	6087
0.81 – 0.97 (20.7 – 24.7)	50603758	6088

PLP FIBERLIGN Limited Tension Banding Bracket



Ordering Information – Limited Tension Banding Bracket

PLP #	OFS PIN#
710010576	6101

Features

- Galvanized steel banding bracket with 5/8" (16 mm) hardware
- For use with FIBERLIGN Downlead Cushions and/or FIBERLIGN Dielectric Supports

Application Information

- Use one 3/4" high strength band (not supplied) when used to support Downlead Cushions (maximum vertical load = 500 lb (227 kg)).
- Can be mounted horizontally or vertically when used with Downlead Cushions
- Use one 1-1/4" high strength band (not supplied) when used to support Dielectric Supports (maximum vertical load = 1000 lb (454 kg)).
- Mount horizontally when used with Dielectric Support

FIBERLIGN 12K lb Banding Bracket



Ordering Information – FIBERLIGN 12k lb (50 kN) Banding Bracket

PLP #	OFS PIN#
710010745	6102

Features

- FIBERLIGN 12K lb Banding Bracket is used to attach FIBERLIGN Dielectric Dead-Ends to concrete or steel poles
- Galvanized steel bracket and 5/8" (16mm) hardware

Application Information

- Use 1-1/4" high strength band (not supplied) to attach the bracket to steel or concrete poles.
- The banding bracket is rated at 12,000 lb (50 kN) dead-end load. Two bands are required to achieve the full rated strength.

FIBERLIGN CLAS Storage System



Features

- The FIBERLIGN CLAS (Center-Lock Aerial Slack) Storage System is used to store slack cable for maintenance and/or splicing activities.
- The CLAS Storage System features a center-lock hinge design that folds and separates at the hinge for storage.
- The CLAS Storage System is attached directly to the *PowerGuide* cable using heavy duty cable ties.

Application Information

- The CLAS Storage System accepts cables up to 1" (25 mm) OD.
- The CLAS Storage System provides an 18" (457 mm) storage diameter when the cable is stored against the cable channel. Expansion tabs allow a maximum storage diameter of 20" (508 mm).
- A Uni-Group Cable Guide is used to organize and provide abrasion protection for the *PowerGuide* cables against the pole.

Ordering Information – FIBERLIGN CLAS Storage System w/Uni-Group

Cable Guide

PLP #	OFS PIN#
710012375U	70078